

PARENT GUIDE

Using Frog School lessons with your child

Welcome to
FROG SCHOOL



QUICK TIPS!

PARTS OF A LESSON

This is the part of the lesson and a brief description of its purpose.

DURATION

An estimate of the amount of time needed for each part of the lesson.

BASIC

Use this guidelines if your child can learn independently. Recommended for parents with Upper Primary & Secondary school children.

DO MORE

Use this guidelines if your child needs more support. Recommended for parents with Lower Primary school children.

LEARNING GOALS
The Learning Goals section articulates the knowledge and skills your child will gain from this lesson

BASIC 1 MINUTE
Read the learning goals for the lesson so it helps you understand what your child is about to learn. These goals are all aligned to the national curriculum.

DO MORE 5 MINUTES
Read the learning goals with your child to help them try & understand what they are about to learn. This helps them know what they need to focus on during the lesson.

For example: The topic of a Primary 6 science lesson is "Interaksi Antara Haiwan" and the learning goal here is for the child to learn the meaning of animal interactions and its different types of interactions. Knowing the learning goal will help them focus on those things when watching the video.

After your child has understood the Learning Goals, you can complete the first task "Challenge Yourself" with them. This is a quick activity to help your child feel excited or curious about the lesson.

For example: In this lesson, your child is asked to reflect on their feelings about not seeing their friends during the Restrictive Movement Order. This allows your child to understand and relate to the word "interaction". Understanding this would make the topic easier to comprehend.

KEBERHASILAN PEMBELAJARAN

Memahami interaksi antara haiwan.

- Menyatakan maksud interaksi antara haiwan.
- Memberi contoh jenis interaksi seperti simbiosis: mutualisme, komensalisme dan parasitisme.

Mari Cubal!

Adakah anda rindu kawan-kawan kamu?

Sumber: <https://iggy.com/media/5440286205/garyof>

Sudah lebih 2 minggu kita tidak jumpa kawan kita kerana Kawalan Pergerakan.

Tahukah anda bahawa haiwan juga akan berasa gelisah jika tidak dapat berinteraksi dengan haiwan-haiwan lain?

Cuba fikir dan berikan beberapa contoh interaksi antara haiwan yang ada di sekeliling kita.





LEARNING GOALS

The Learning Goals section articulates the knowledge and skills your child will gain from this lesson

1 MINUTE



BASIC

Read the learning goals for the lesson so it helps you understand what your child is about to learn. These goals are all aligned to the national curriculum.

5 MINUTES



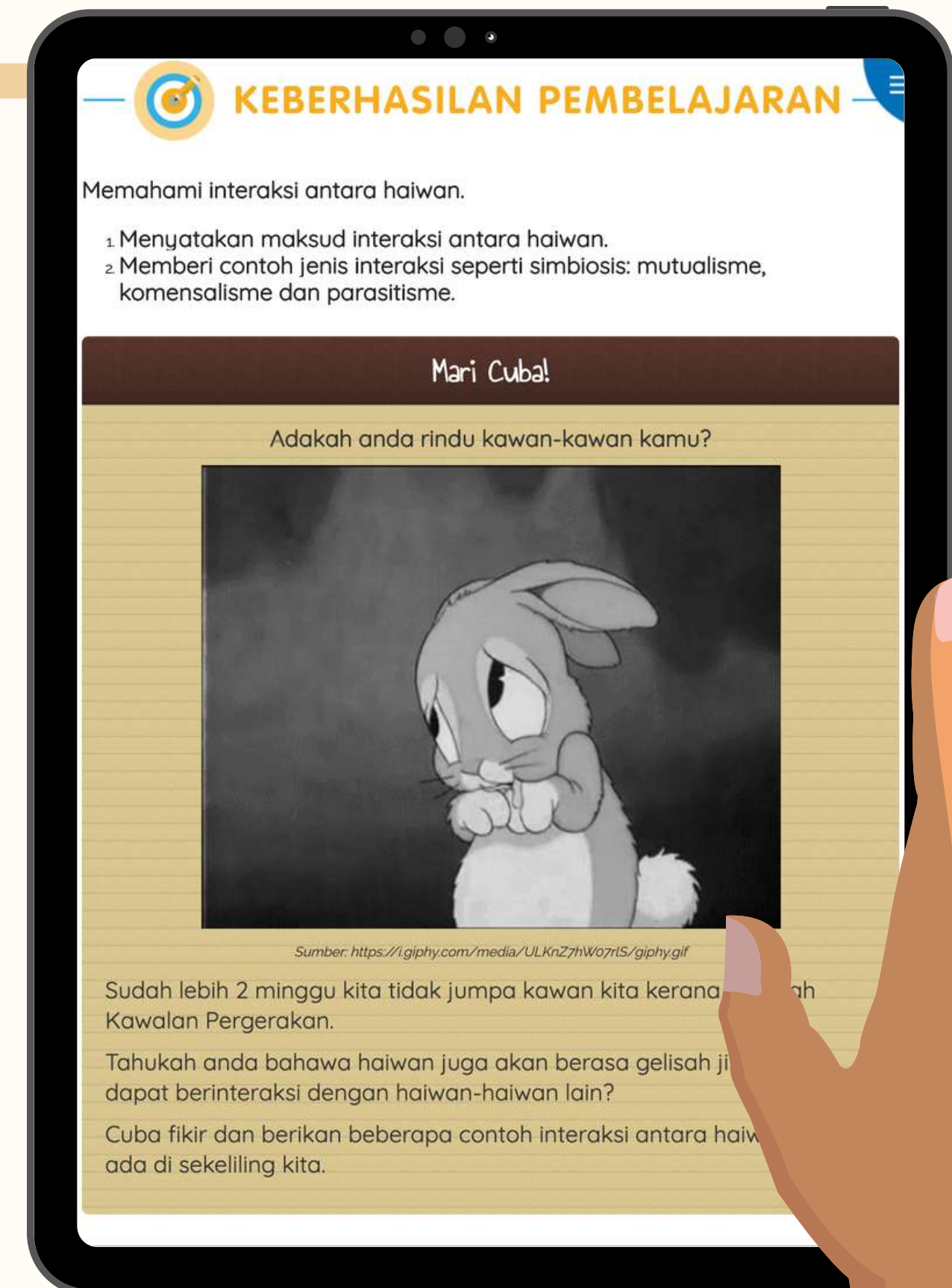
DO MORE

Read the learning goals with your child to help them try & understand what they are about to learn. This helps them know what they need to focus on during the lesson.

For example: The topic of a Primary 6 science lesson is “Interaksi Antara Haiwan” and the learning goal here is for the child to learn the meaning of animal interactions and its different types of interactions. Knowing the learning goal will help them focus on those things when watching the video.

After your child has understood the Learning Goals, you can complete the first task “Challenge Yourself” with them. This is a quick activity to help your child feel excited or curious about the lesson.

For example: In this lesson, your child is asked to reflect on their feelings about not seeing their friends during the Restrictive Movement Order. This allows your child to understand and relate to the word “interaction”. Understanding this would make the topic easier to comprehend.





LEARNING RESOURCES

The Learning Resources aim to explain concepts or give examples to build your child's understanding of the lesson topic

5 MINUTES



BASIC

Skim through the materials in Learning Resources to know what your child is about to learn. Your child may be asked to watch videos, look at pictures or read articles.

20 MINUTES



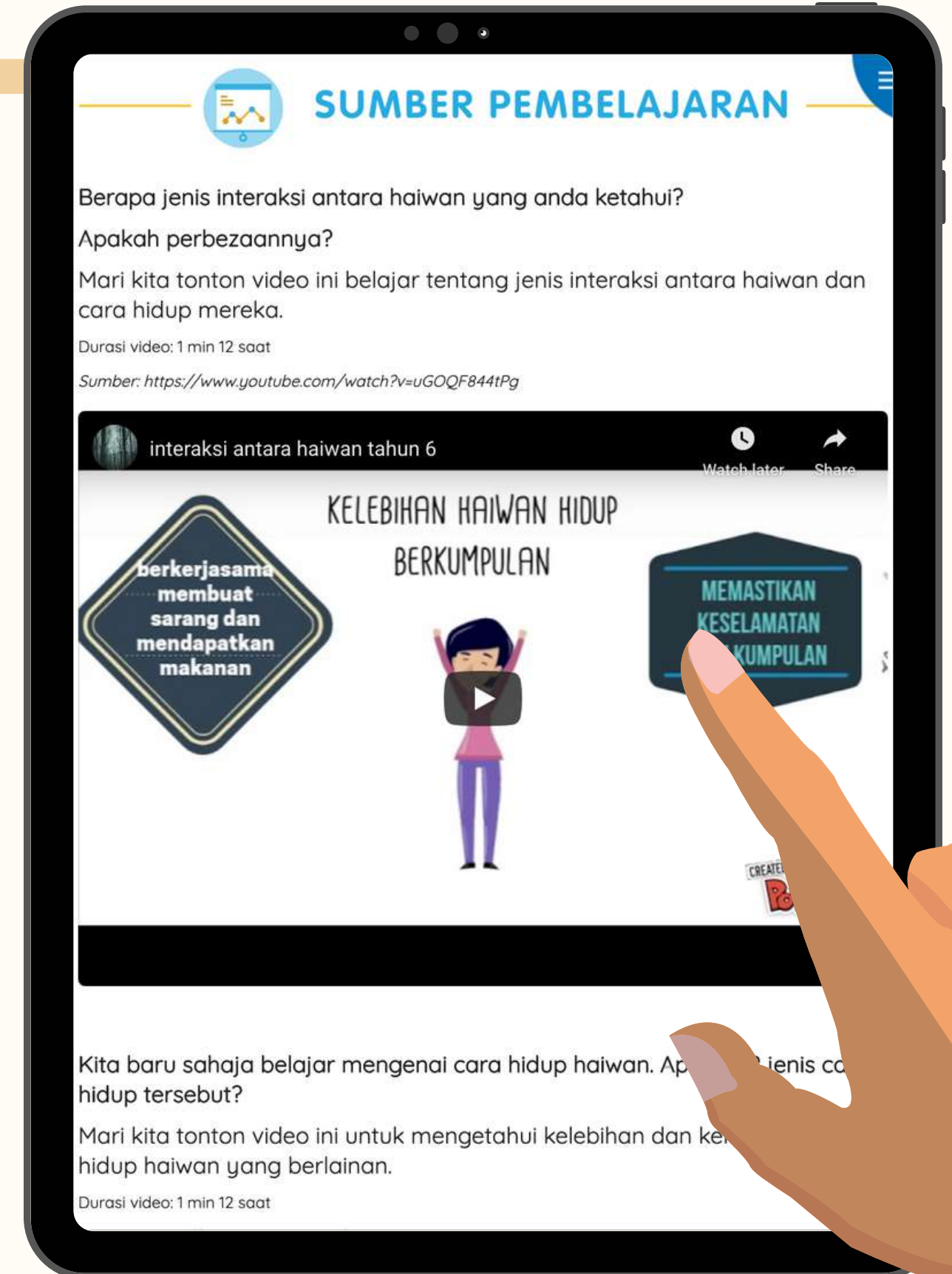
DO MORE

Do these with your child & try to check their understanding. You can use the question given in the instructions or use simple reflection questions below:

- What did you see/read?
- What was something new that you learned?
- Are there words you didn't understand?

For example:

Watch the "Interactions Among Animals" video. In this video you will see different animals and interactions. Ask your child to name and spell the different animal interactions that they saw.





ACTIVITY

The Activity section allows your child to practice the skills or knowledge learned in the lesson.

5 MINUTES



BASIC

Read the instructions of each challenge so it helps you understand the activities your child is about to do. These challenges are fun and educational. You may find worksheets, physical activities or projects.

If your family has children of different ages, you could also get your older child to do the activities with their younger sibling as they would have learnt this material in school as well.

20 MINUTES

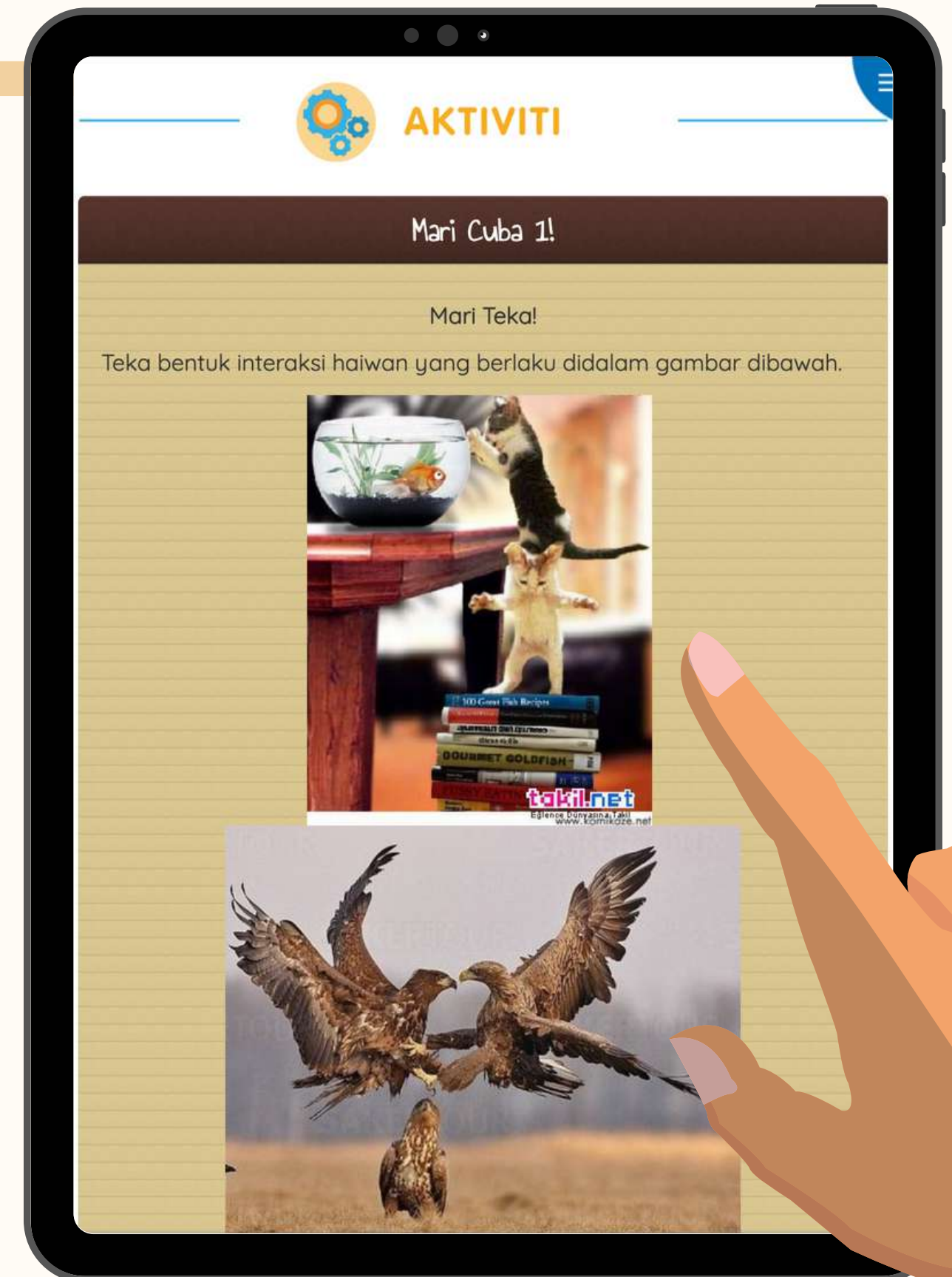


DO MORE

Do some activities with your child. You can start by following the instructions closely. Remember that activities are there to help your child practice what they have learned. So, don't worry too much about right or wrong answers. You and your child could always go back to the Learning Resources to find the right answers. Sometimes, the challenges do not have an expected answer.

For example:

There is an activity that asks your child to draw a story that is based on animal interactions. Drawing is subjective and not everyone is an artist. Just be sure that your child is enjoying the activity & that the animals look like they are interacting with each other :)





QUIZZES

The quizzes on FrogPlay mobile aims to assess your child's understanding of a topic.

10 MINUTES



BASIC

Download and log into FrogPlay mobile and go to "Revise" and find the relevant Phase > Subject > Quiz for your child to do.

The quiz description tells you the amount of questions your child will complete. You may also decide to enable or disable game play that comes with each quiz. If enabled, your child will be able to play the game in between question completion. This helps your child feel motivated to answer more questions.

Additionally, you may also guide your child on how to search for quizzes so they can attempt them independently.

20 MINUTES



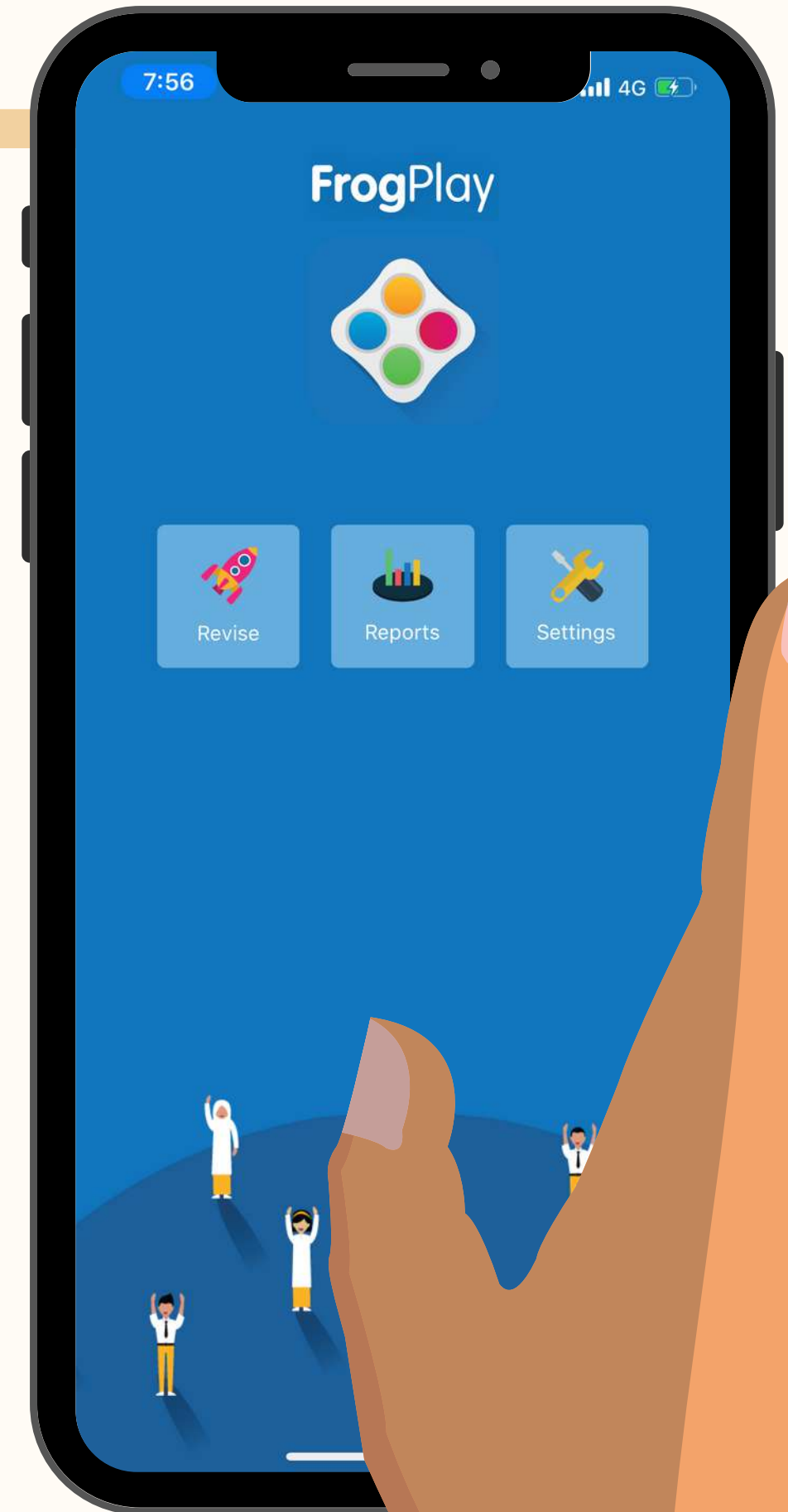
DO MORE

Do the quiz with your child & help them master the questions. Give your child prompts that remind them of the lesson they have completed.

For example:

The quiz question asks your child to describe how the animal in the image lives, "a few ants together on a leaf". The answer is "Live in Groups". Go through the answer one by one to check if any of the answers matches the image. If your child needs more help, prompt them using the information they have seen in the lesson resources.

If your child answers incorrectly, decide to retry the question immediately or reattempt the question at the end of the quiz. There is no limit to reattempts.





QUICK TIPS!

SEARCH FOR QUIZZES USING FILTER:

For example, you would like to search for a quiz to test your child's understanding of the "Interaksi Antara Haiwan" lesson. You may follow the steps below:

1. Go to FrogPlay mobile app on your phone
2. Click on "Revise" Select the correct Phase (Upper Primary)
3. Fill in the filter form with the required details:
 - a. Select Phase: **Upper Primary**
 - b. Select Subject: **Sains**
 - c. Select Form: **D6**
 - d. Select Provider: **Pelangi**
 - e. Select School: **<leave blank>**
 - f. Quiz: **Interaksi <type any 1 keyword from the lesson title>**
4. Then, click "Search"
5. A list of quizzes will appear

8:58 4G

Filter Quiz

Select Phase
Upper Primary

Select Subject
Sains

Select Form
D6

Select Provider
Pelangi

Select School
School...

Quiz
Interaksi

CLEAR SEARCH



MONITORING PROGRESS

The reports in FrogPlay aim to provide a summary of your child's learning achievements.

10 MINUTES



BASIC

Go to "Reports" and find the relevant Phase > Subjects of quizzes complete by your child.

Read closely to find the amount of time spent completing quizzes and the average score for each subject.

Celebrate their higher scores as they've mastered the topic! Help out with the subjects with lower scores.

20 MINUTES



DO MORE

Go into each subject to find the list of quiz topics your child has completed. Here you will see the average score of each quiz topic. This may tell you which topics in each subject that your child has mastered or may need more guidance.

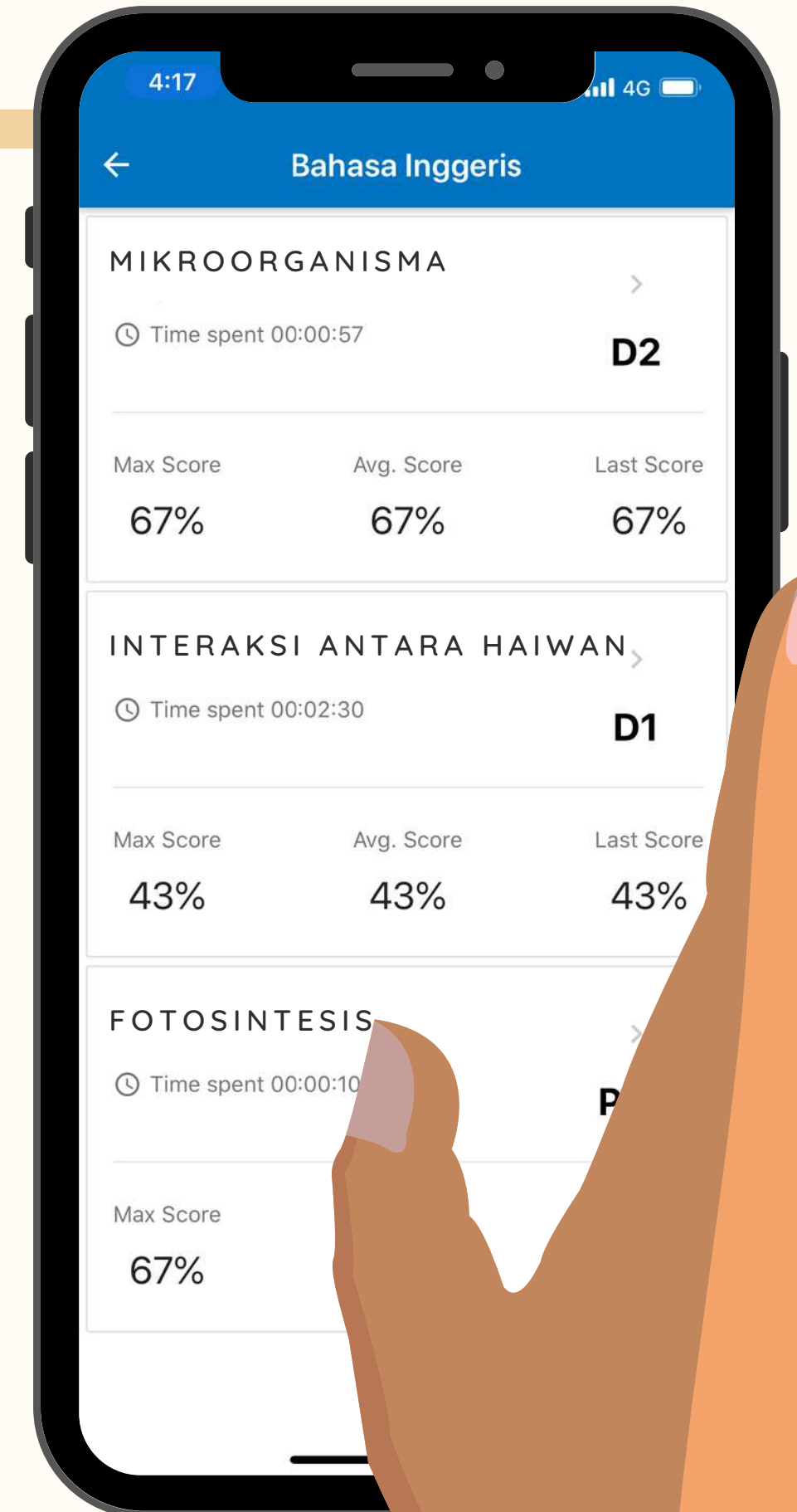
For example:

In Science, among the three quiz topics, your child performs the lowest in the "Interaksi Antara Haiwan" quiz. This means they may need more help to master the topic of animal interactions. Quizzes: Interaksi Antara Haiwan - 43%, Mikroorganisma - 67% and Fotosintesis - 67%

Go into each quiz, to find details of questions answered correctly, incorrectly or skipped. Looking at the questions that your child answered incorrectly will give you an idea of the specific areas that require help. If so, you may redo the lesson with your child to re-emphasize that area

For example:

Your child answers incorrectly for all questions about how animals live. This may tell you that your child needs help on this topic. You may then go back to the "Interaksi Antara Haiwan" lesson and focus on parts of the lesson that explains about how animals live.



THE END

Make learning fun with Frog School!

Welcome to
FROG SCHOOL

